

Portsmouth and South East Hampshire

Delayed Transfers of care (DTOC)

at

Portsmouth Hospitals NHS Trust

**Covering 7 week period
17 August to 4 October 2012**

Perry Mahoney, P&SEH Information Lead

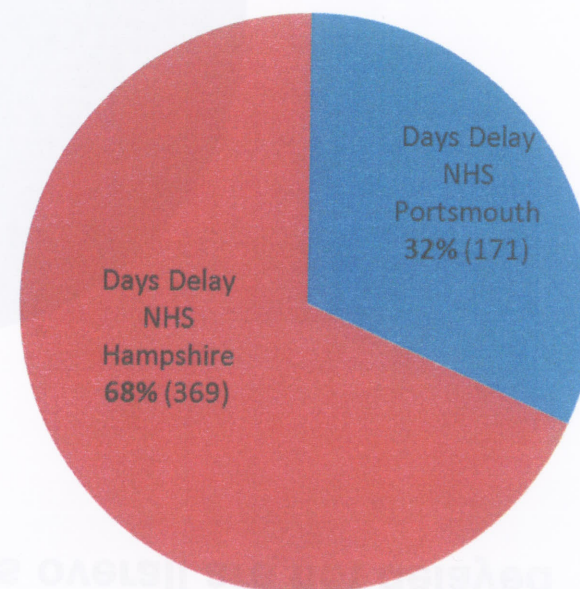
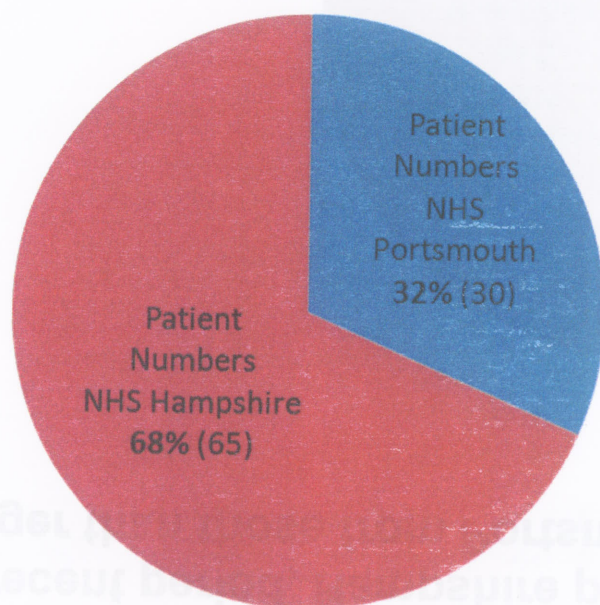
DTOC at Portsmouth Hospitals NHS Trust

Summary headlines

- The number of patients and days delayed are currently in proportion to the commonly accepted 2:1 ratio between Hampshire and Portsmouth patients
- Improvements in the past year for Hampshire residents, particularly in musculoskeletal, show that currently they are generally not delayed any longer than Portsmouth residents (though there are one or two exceptions on both sides)
- The single largest cause for delays in PHT by some margin are patients awaiting residential/nursing home placement.
- From a specialty perspective, 'Medical' patients make up the single largest cause for delays in PHT and this is reflected also for Hampshire residents. However, for Portsmouth residents, they take 3rd place behind DMOP non-acute with Musculoskeletal patients being by far the single largest specialty area with delays

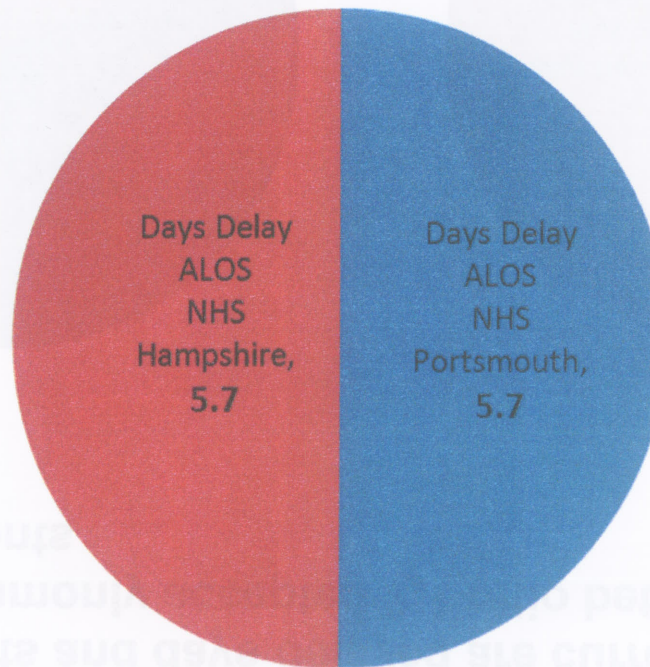
DTOC at Portsmouth Hospitals NHS Trust

The number of patients and days delayed are currently in proportion to the commonly accepted 2:1 ratio between Hampshire and Portsmouth patients



DTOC at Portsmouth Hospitals NHS Trust

In this recent period, Hampshire patients overall are not delayed any longer than those from Portsmouth



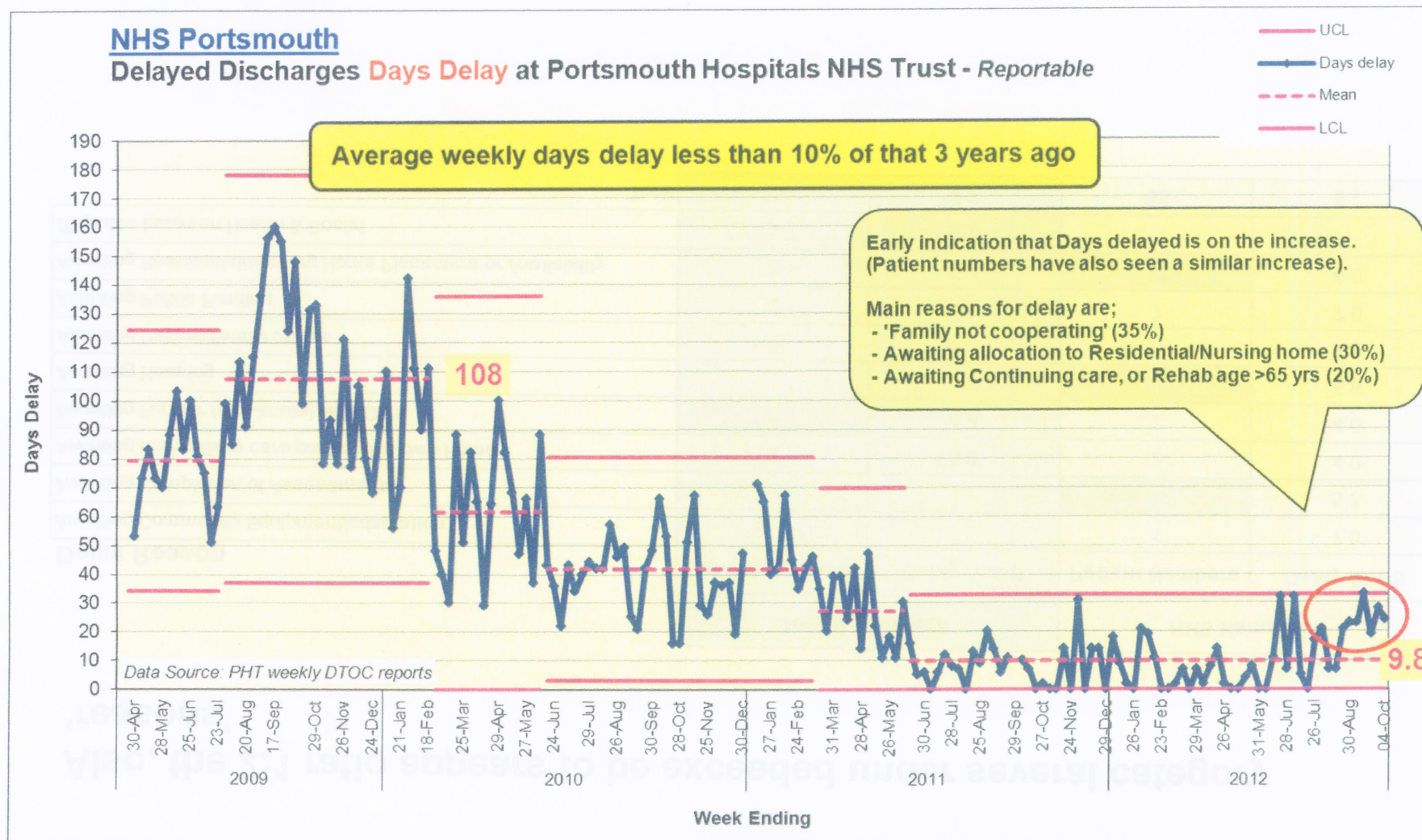
DTOC at Portsmouth Hospitals NHS Trust

Also, the 2:1 ratio appears to be exceeded under several category 'reasons'

Delay Reason	NHS Portsmouth		NHS Hampshire	
	Patient Numbers	Delay ALOS	Patient Numbers	Delay ALOS
Awaiting Community Equipment/adaptation			1	7.0
Awaiting Completion of Assessments			4	5.3
Awaiting domicilliary care package in own Home	2	5.0	2	4.0
Awaiting Further (non-acute) NHS Care	8	4.4	2	4.5
Awaiting Housing			5	5.8
Awaiting Patient/Family choice	9	6.6	17	4.9
Awaiting Public Funding	2	7.0	7	7.0
Awaiting Residential/Nursing Home Placement or Availability	8	6.4	27	6.0
Disputes between Health & Social	1	2.0		
Total	30	5.7	65	5.7

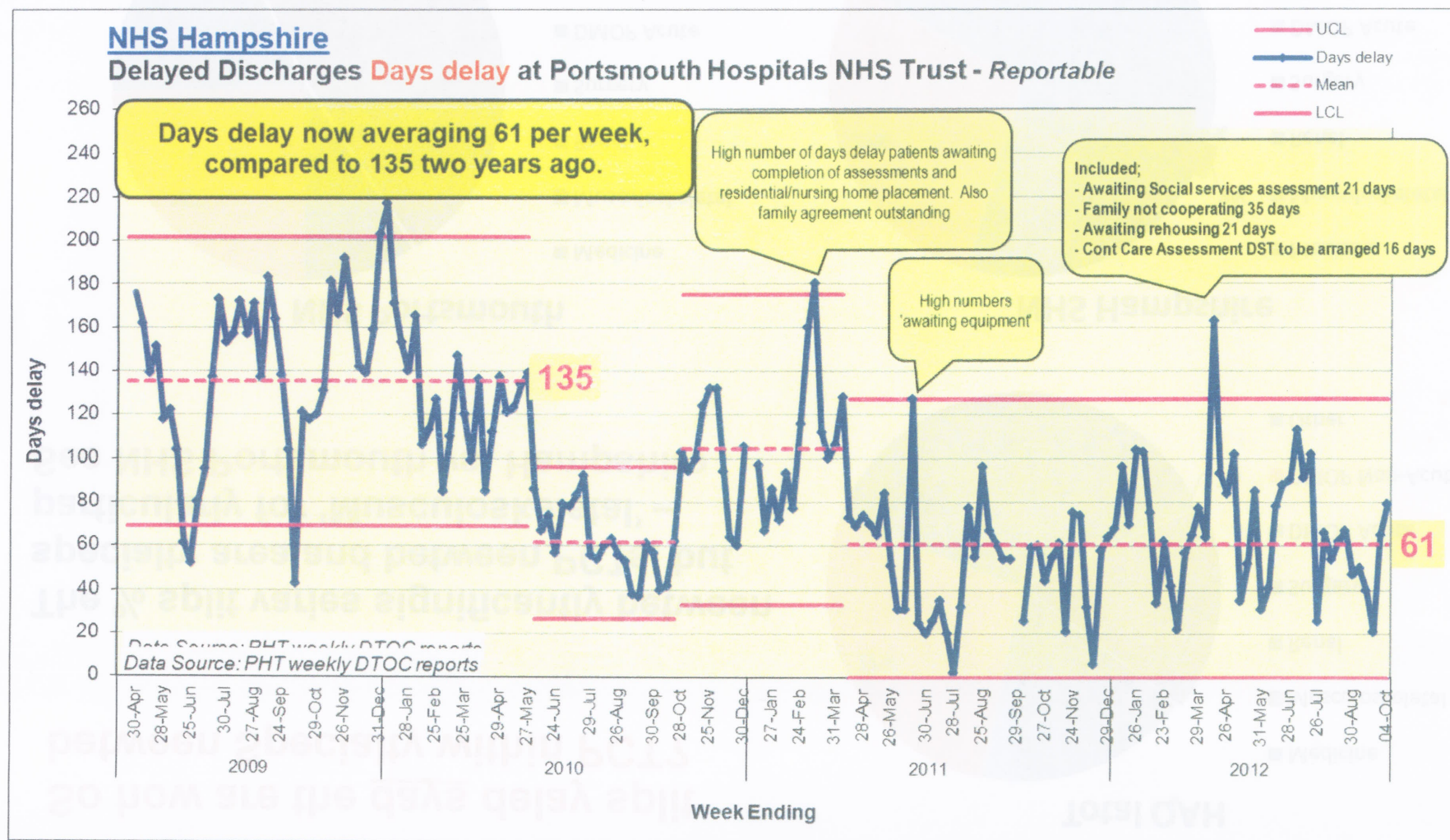
DTOC at Portsmouth Hospitals NHS Trust

So what is the trend in Days delayed – NHS Portsmouth?



DTOC at Portsmouth Hospitals NHS Trust

...and the trend in Days delayed – NHS Hampshire

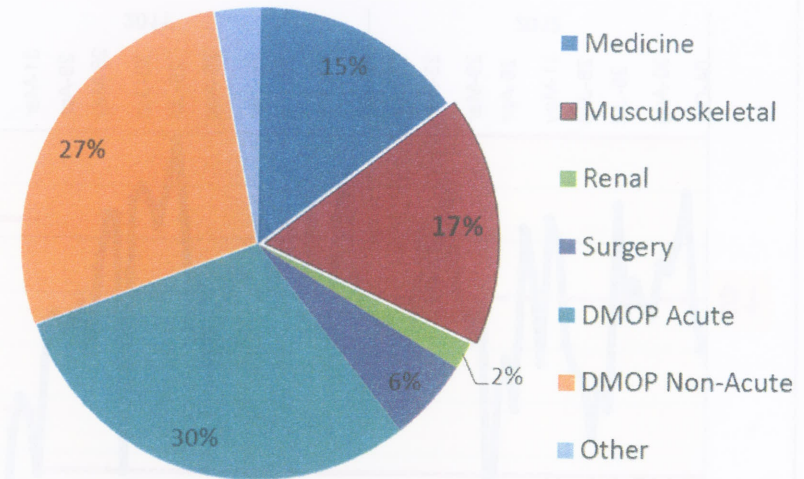


DTOC at Portsmouth Hospitals NHS Trust

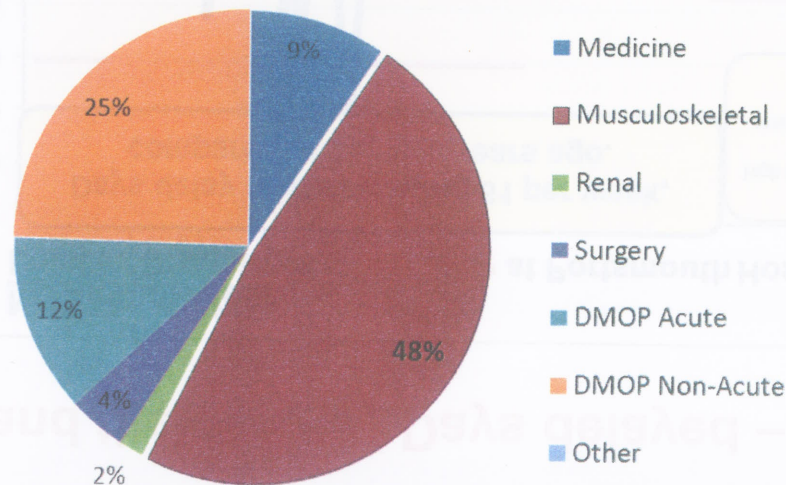
So how are the days delay split between Specialty within PCT?

The % split varies significantly between specialty area and between PCTs, but particularly for 'Musculoskeletal' – See NHS Portsmouth vs. Hampshire

Total QAH



NHS Portsmouth



NHS Hampshire

